

RXM 5/40 Pedrollo Rostfri vortex länsypump

Artikelnr	Beteckning
100014	RXM 5/40:1,1/1x230/G40

Installation		Övrigt	
Vikt	15,7 kg	Max Tryck	13 mVp
Styrning	Nivåvipa	Max Flöde	380,0 l/min
Ansl. ut	G40 inv		

Elektrisk Data	
Effekt	1,10 kW
Märkström	6,5 A
Spänning	1x230



med nivåvipa

Serie RX VORTEX rostfria dränkbara länsypumpar med VORTEX centrifugalhjul lämplig för att pumpa gråvatten med mjuka partiklar.

VORTEX centrifugalhjulet tillåter mjuka partiklar upp till 20/40mm att passera genom pumpen. Pumpen är gjorda av rostfritt stål för att maximera livslängd.

Pumparna finns även med vertikalflottör (betecknas med "-GM") som ge ökad driftsäkerhet eftersom den inte kan hänga sig på andra objekt och gör det även möjligt att installera i en mindre pumpgröp.

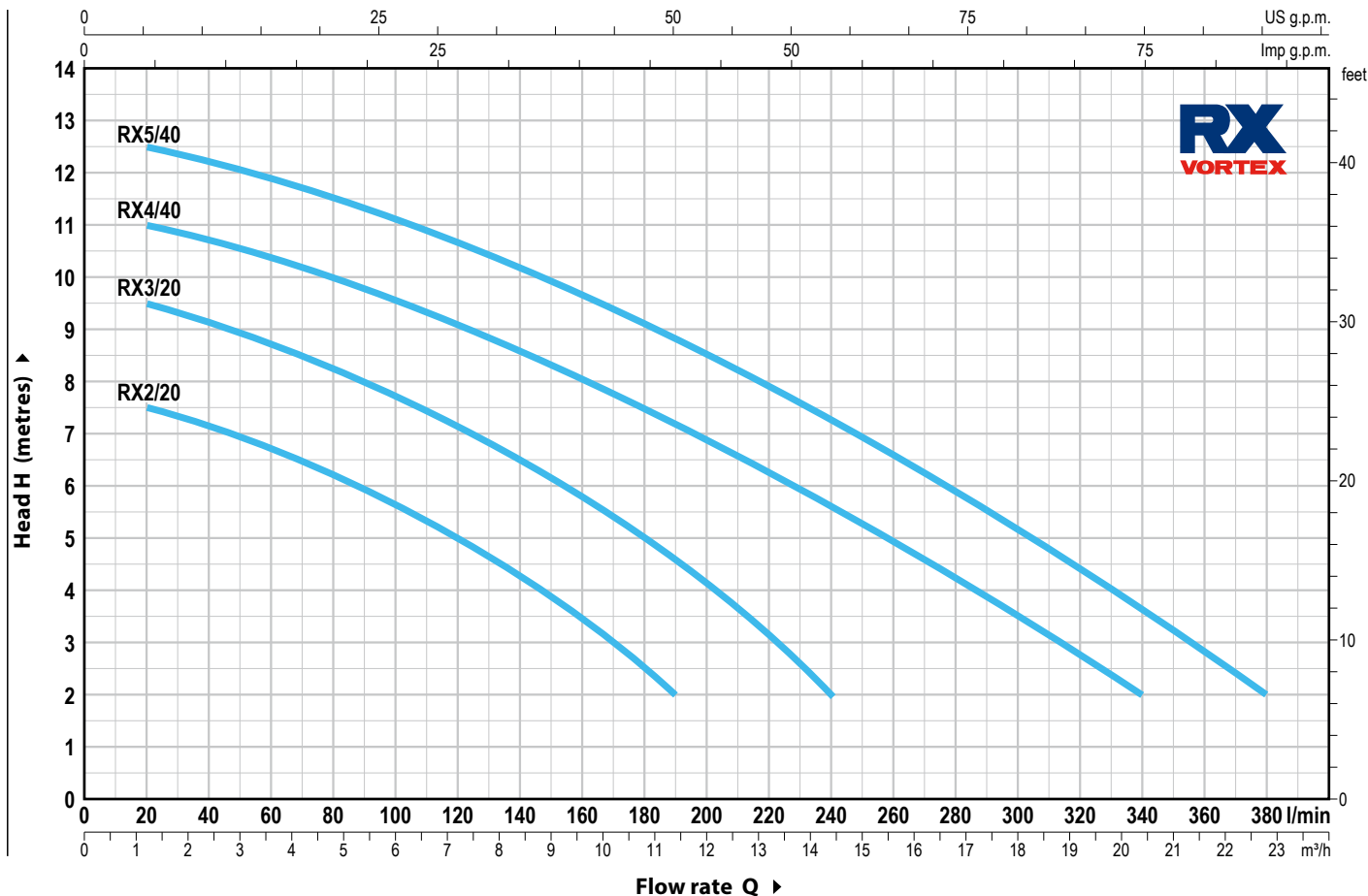
Samtliga RX pumpar har mekaniska axeltätningar av kiselkarbid/keramik som tillsammans med den höga prestanda och robust konstruktion ger besparingar för slutanvändaren i form av lång livslängd och problemfri drift.

Snabbfakta:

- Lämplig för gråvatten efter slamavskiljare
- Nivåvipa
- Upp till 20/40mm mjuka partiklar beroende på modell
- Dubbel axeltätning av kol/keramik
- Vertikalflottör tillgänglig för vissa modeller

CHARACTERISTIC CURVES AND PERFORMANCE DATA

50 Hz n= 2900 min⁻¹



MODEL		POWER (P ₂)		Q	H metres																
Single-phase	Three-phase	kW	HP		m ³ /h	0	1.2	2.4	3.6	4.8	6	7.2	8.4	9.6	11.4	13.2	14.4	20.4	22.8		
				l/min	0	20	40	60	80	100	120	140	160	190	220	240	340	380			
RXm 2/20	RX 2/20	0.37	0.50	H metres	8	7.5	7.1	6.7	6.2	5.7	5	4.3	3.4	2							
RXm 3/20	RX 3/20	0.55	0.75		10	9.5	9.1	8.7	8.2	7.7	7.1	6.5	5.8	4.6	3.2	2					
RXm 4/40	RX 4/40	0.75	1		11.2	11	10.7	10.4	10	9.5	9	8.5	8	7.1	6.2	5.6	2				
RXm 5/40	RX 5/40	1.1	1.5		13	12.5	12.2	11.9	11.5	11.1	10.6	10.1	9.6	8.8	7.9	7.3	3.6	2			

Q = Flow rate H = Total manometric head

Tolerance of characteristic curves in compliance with EN ISO 9906 Grade 3B.

POS. COMPONENT CONSTRUCTION CHARACTERISTICS

1 PUMP BODY	Stainless steel AISI 304 with threaded port in compliance with ISO 228/1
2 SUCTION FILTER	Stainless steel AISI 304
3 DIFFUSER	Stainless steel AISI 304
4 IMPELLER	Stainless steel AISI 304 VORTEX type
5 MOTOR CASING	Stainless steel AISI 304
6 MOTOR CASING PLATE	Stainless steel AISI 304
7 MOTOR SHAFT	Stainless steel AISI 431

8 SHAFT WITH DOUBLE SEAL AND OIL CHAMBER

<i>Seal Model</i>	<i>Shaft Diameter</i>	<i>Stationary ring</i>	<i>Materials</i>	
			<i>Rotational ring</i>	<i>Elastomer</i>
STA-12R SIC	Ø 12 mm	Ceramic	Silicon carbide	NBR

9 LIP SEAL **Ø 12 x Ø 19 x H 5 mm**

10 BEARINGS **6201 ZZ / 6201 ZZ**

11 CAPACITOR

<i>Pump Single-phase</i>	<i>Capacitance (230 V or 240 V) (110 V)</i>	
RXm 2/20	10 µF 450 VL	16 µF - 250 VL
RXm 3/20	14 µF 450 VL	16 µF - 250 VL

12 ELECTRIC MOTOR

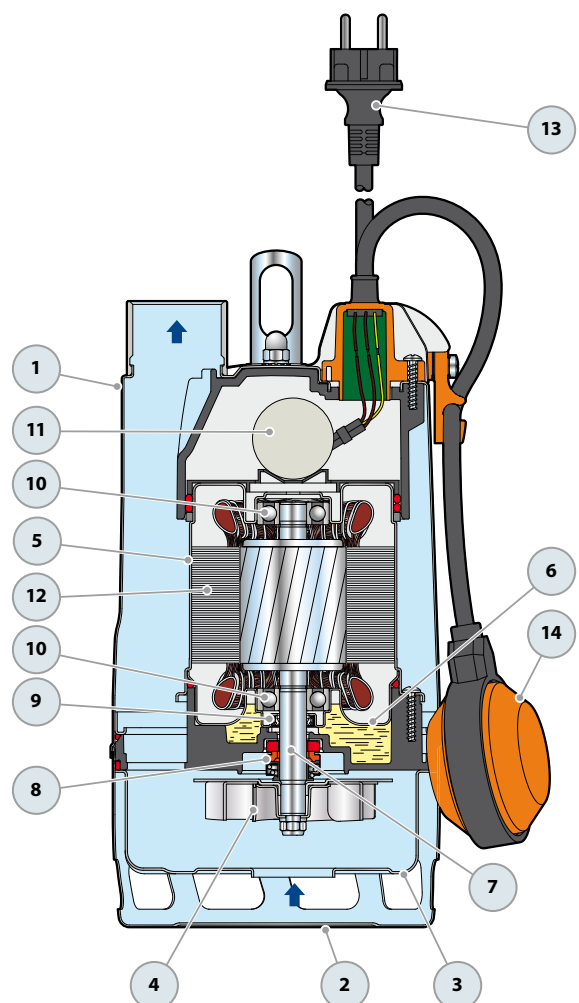
RXm: single-phase 230 V - 50 Hz
with thermal overload protector incorporated into the winding
RX: three-phase 400 V - 50 Hz
– Insulation: class F
– Protection: IP X8

13 POWER CABLE

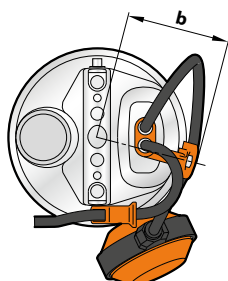
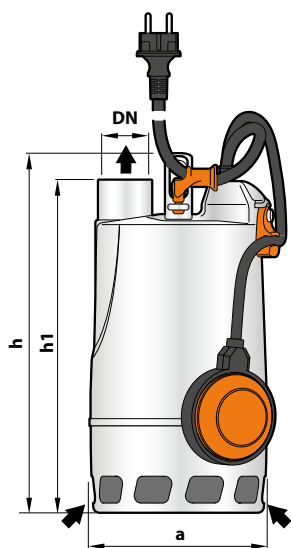
"H07 RN-F" type
(with Schuko plug for single-phase versions only)
Standard length 5 metres

14 FLOAT SWITCH

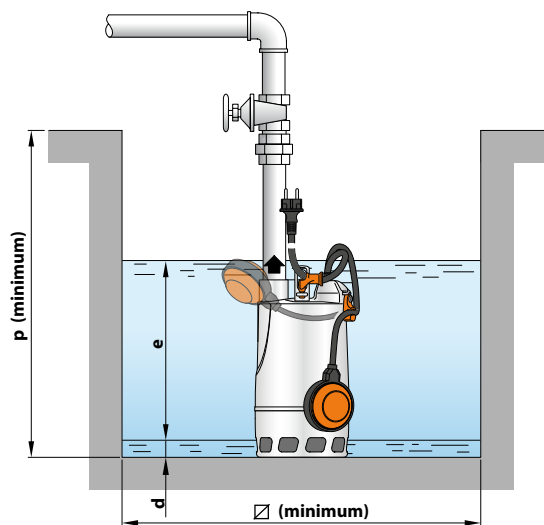
(Only for single-phase versions)



DIMENSIONS AND WEIGHT

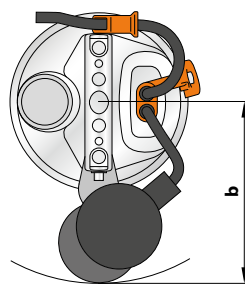
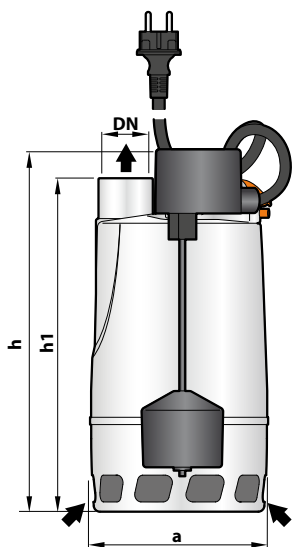


Standard installation

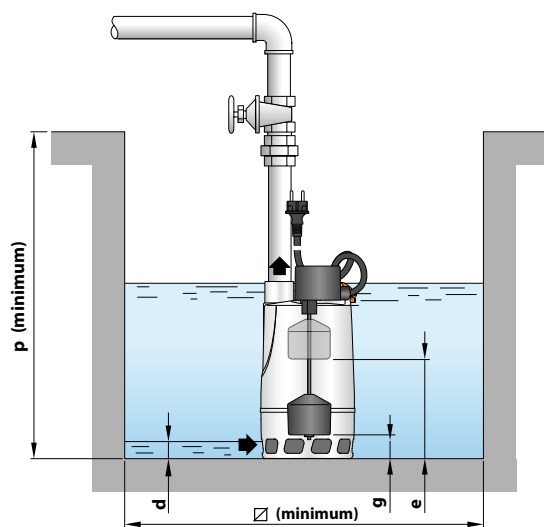


MODEL		PORT	DIMENSIONS mm								kg		PALLETIZATION	
Single-phase	Three-phase	DN	a	b	h	h1	d	e	p	Ø	1~	3~	GROUPAGE n. pumps	CONTAINER n. pumps
RXm 2/20	RX 2/20	1 1/4"	147	83	302	278	25	variable	350	350	6.2	5.8	96	144
RXm 3/20	RX 3/20				330	308								

Version with vertical float switch



Standard installation



MODEL	PORT	DIMENSIONS mm									kg	PALLETIZATION	
Single-phase	DN	a	b	h	h1	d	e	g	p	Ø	1~	GROUPAGE n. pumps	CONTAINER n. pumps
RXm 2/20-GM	1 1/4"	147	150	300	278	25	180	50	350	240	6.3	96	144
RXm 3/20-GM				335	308		210	80					

ABSORPTION

MODEL	VOLTAGE		
Single-phase	230 V	240 V	110 V
RXm 2/20	2.6 A	2.5 A	5.2 A
RXm 3/20	3.5 A	3.4 A	6.4 A

MODEL	VOLTAGE			
Three-phase	230 V	400 V	240 V	415 V
RX 2/20	1.9 A	1.1 A	1.9 A	1.1 A
RX 3/20	2.9 A	1.7 A	2.8 A	1.6 A

POS. COMPONENT CONSTRUCTION CHARACTERISTICS

1	PUMP BODY	Stainless steel AISI 304 with threaded port in compliance with ISO 228/1
2	SUCTION FILTER	Stainless steel AISI 304
3	DIFFUSER	Stainless steel AISI 304
4	IMPELLER	Stainless steel AISI 304 VORTEX type
5	MOTOR CASING	Stainless steel AISI 304
6	MOTOR CASING PLATE	Stainless steel AISI 304
7	MOTOR SHAFT	Stainless steel AISI 431

8 SHAFT WITH DOUBLE MECHANICAL SEAL SEPARATED BY AN OIL CHAMBER

Seal Model	Shaft Diameter	Position	Materials		
			Stationary ring	Rotational ring	Elastomer
MG1-14D SIC	Ø 14 mm	Motor side	Silicon carbide	Graphite	NBR
		Pump side	Silicon carbide	Silicon carbide	NBR

9 BEARINGS 6203 ZZ-C3E / 6203 ZZ-C3E

CAPACITOR

Pump	Capacitance
10 Single-phase	(230 V or 240 V)
RXm 4/40	20 µF 450 VL
RXm 5/40	25 µF 450 VL

11 ELECTRIC MOTOR

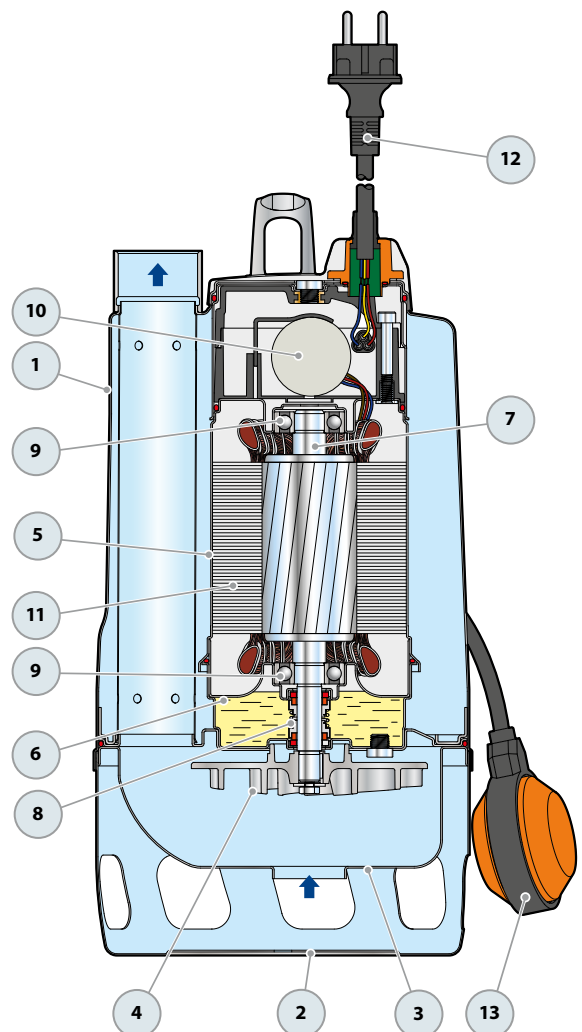
RXm: single-phase 230 V - 50 Hz
with thermal overload protector incorporated into the winding
RX: three-phase 400 V - 50 Hz
– Insulation: class F
– Protection: IP X8

12 POWER CABLE

“H07 RN-F” type
(with Schuko plug for single-phase versions only)
Standard length 10 metres

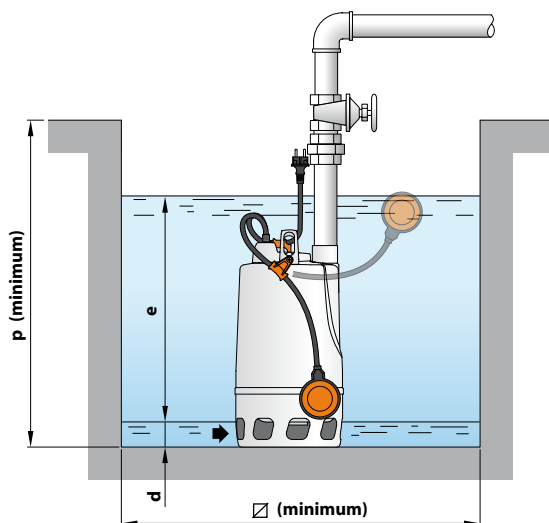
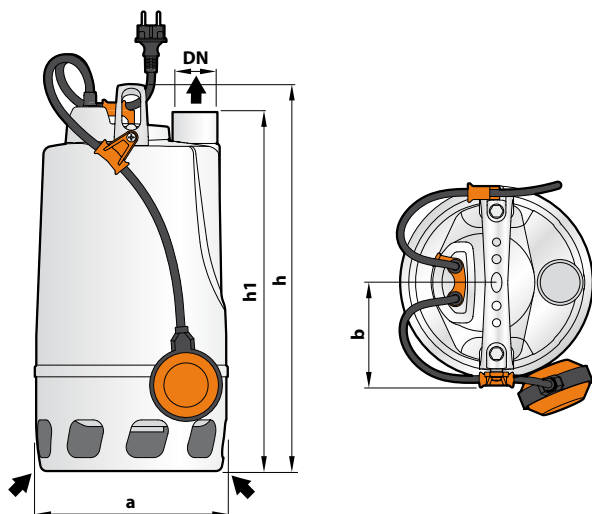
13 FLOAT SWITCH

Only for single-phase versions
(Vertical float switch in the GM versions).



DIMENSIONS AND WEIGHT

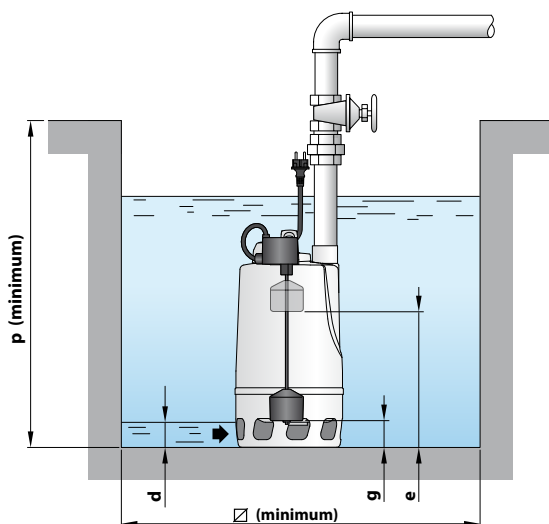
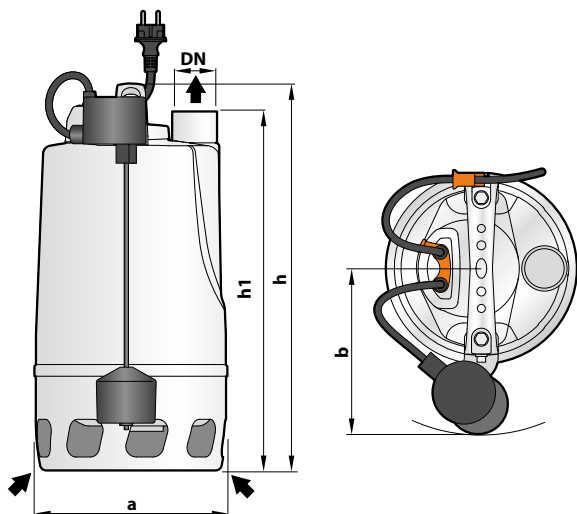
Standard installation



MODEL		PORT	DIMENSIONS mm								kg		PALLETIZATION	
Single-phase	Three-phase	DN	a	b	h	h1	d	e	p	Ø	1~	3~	GROUPAGE n. pumps	CONTAINER n. pumps
RXm 4/40	RX 4/40	1½"	215	115	433	400	50	variable	500	500	14.8	13.9	45	60
RXm 5/40	RX 5/40										16.0	15.1	45	60

Version with vertical float switch

Standard installation



MODEL	PORT	DIMENSIONS mm									kg	PALLETIZATION	
Single-phase	DN	a	b	h	h1	d	e	g	p	Ø	1~	GROUPAGE n. pumps	CONTAINER n. pumps
RXm 4/40 - GM	1½"	215	186.5	433	400	50	320	80	500	350	15.2	36	48
RXm 5/40 - GM											16.3	36	48

ABSORPTION

MODEL	VOLTAGE	
Single-phase	230 V	240 V
RXm 4/40	5.2 A	5.0 A
RXm 5/40	6.5 A	6.5 A

MODEL	VOLTAGE			
Three-phase	230 V	400 V	240 V	415 V
RX 4/40	3.6 A	2.1 A	3.5 A	2.0 A
RX 5/40	5.4 A	3.1 A	5.2 A	3.0 A